


Marketing Preview



20 Farm Crescent, Mosborough, Sheffield, S20 5BD

£180,000

Bedrooms 3, Bathrooms 1, Reception Rooms 1



A fantastic opportunity to purchase this well-presented three-bedroom mid-terrace home situated on a quiet cul-de-sac in the popular Mosborough Village. The property offers a spacious lounge/diner, good storage throughout, and an enclosed rear garden. Ideally located close to local amenities and road links to Sheffield, Chesterfield, and the M1, this home is well suited to first-time buyers or families alike!

SUMMARY

A fantastic opportunity to purchase this well-presented three-bedroom mid-terrace home situated on a quiet cul-de-sac in the popular Mosborough Village. The property offers a spacious lounge/diner, good storage throughout, and an enclosed rear garden. Ideally located close to local amenities and road links to Sheffield, Chesterfield, and the M1, this home is well suited to first-time buyers or families alike!

Entrance into the hallway with stairs rising to the first floor, access to a storage cupboard, and a door leading into the lounge/diner. The lounge/diner is generously proportioned and bright, benefitting from dual aspect windows and a feature fireplace, with access through to the kitchen. The kitchen is fitted with a range of wall and base units and provides space for a freestanding cooker, washing machine/tumble dryer, and fridge/freezer. There is also access to an under stairs storage cupboard and a door leading out to the rear garden.

Stairs rise to the first-floor landing, which provides access to three bedrooms, the bathroom, a separate WC, and a storage cupboard. Bedroom one is a double room with a window to the front. Bedroom two is also a double room, featuring a window to the front and an over-stairs storage cupboard. Bedroom three is a single room with a window to the rear. The bathroom is fitted with a wash basin and bath, while the separate WC includes a WC and a window to the rear.

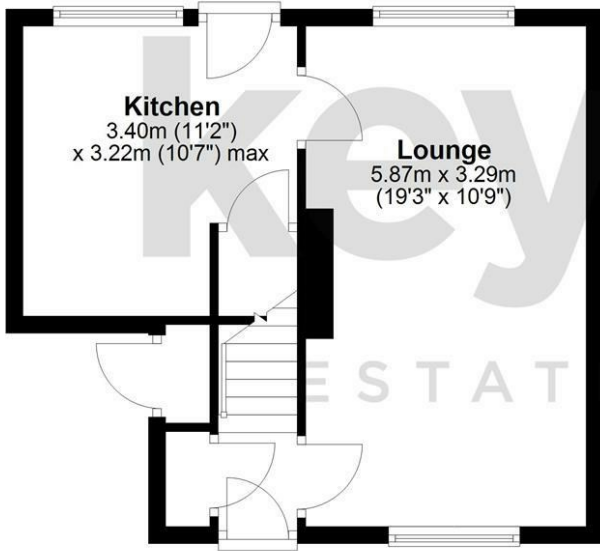
To the front of the property is a lawned area with a shared path leading to the front door and along the side of the property, where there is a storage cupboard and a gate providing access to the rear. The rear garden is enclosed and well presented, featuring a lawn, patio area, and an outhouse, all enclosed by fencing and shrubbery.

PROPERTY DETAILS

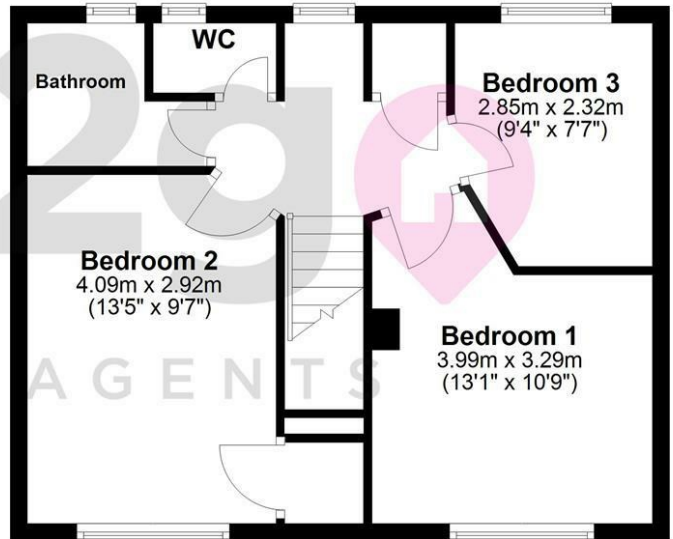
- FREEHOLD
- FULLY UPVC DOUBLE GLAZED
- GAS CENTRAL HEATING
- COMBI BOILER
- COUNCIL TAX BAND A - SHEFFIELD CITY COUNCIL

FOR ROOM MEASUREMENTS PLEASE SEE THE FLOORPLAN

Ground Floor



First Floor



Energy Efficiency Rating

	Current	Potential
<i>Very energy efficient - lower running costs</i>		
(92 plus) A		
(81-91) B		
(69-80) C		
(55-68) D		
(39-54) E		
(21-38) F		
(1-20) G		
<i>Not energy efficient - higher running costs</i>		
England & Wales	EU Directive 2002/91/EC 